



Twelve Year Program Update FEEDBACK SUMMARY

What We Heard

August 27, 2015

Every two years, the **State Transportation Commission (STC)** and the **Pennsylvania Department of Transportation (PennDOT)** update the current Twelve Year Transportation Program (TYP). To invite public input, the STC hosted a six-week open comment period beginning April 16 with an online public meeting and survey. The level of public participation in our survey was unprecedented with more than 5,000 people sharing their transportation priorities and projects of interest. This input is an important first step in hearing from our customers as the program update process begins. **Thank you for helping to shape Pennsylvania's transportation system. This is what we heard.**



Online Public Meeting Attendance

Over **130 participants** attended the online meeting, a **25 percent increase** from the 2013 meeting.



Survey Participants

More than **5,300 customers** completed the survey identifying **15,634** transportation issues. That's **more than double** the previous survey.



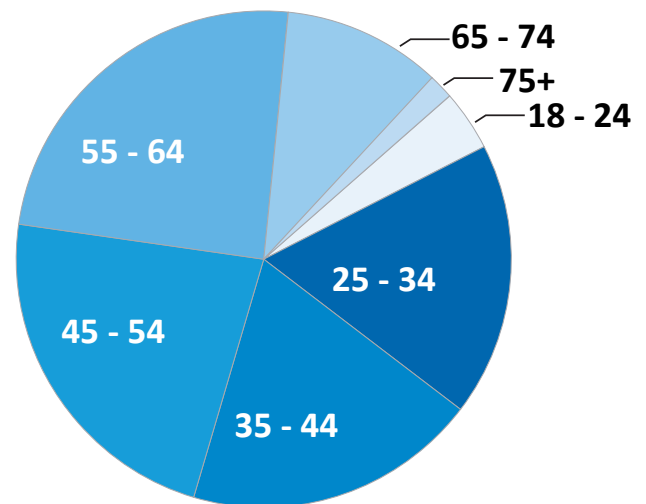
Participation Across Pennsylvania

The survey was representative of our diverse communities with participants from **every one of Pennsylvania's 67 counties**, and **1,106 municipalities**.

About the Survey Respondents: Who They Are

The way we travel is influenced by our transportation options, background, gender, age, and other factors. It's important that the survey results are representative of Pennsylvania's diverse communities. Based on the findings below, it is clear that there is an opportunity to expand participation through targeted outreach to minority populations.

- The survey reflects input from Pennsylvanians of all ages.
- A large percentage of survey respondents identified as Caucasian.
- A majority of survey respondents were male with 37 percent identifying as female.



Age of Survey Respondents



Twelve Year Program Update FEEDBACK SUMMARY

What We Learned

There are Competing Transportation Priorities

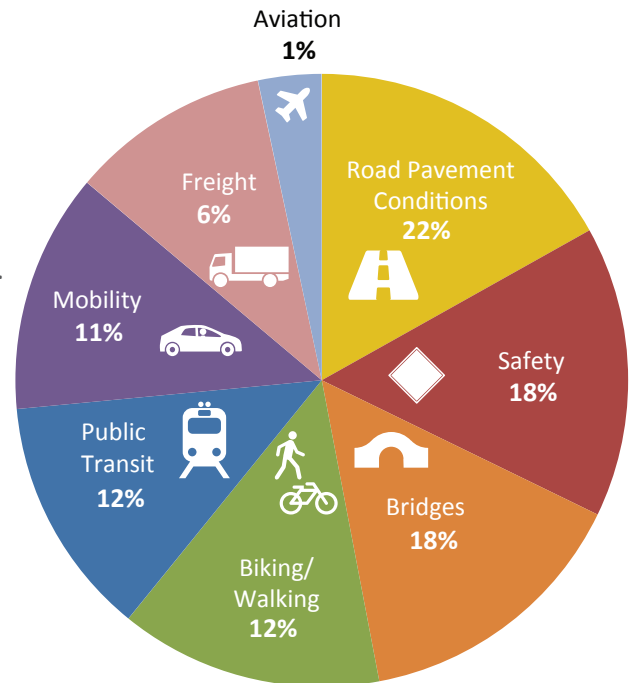
Participants were asked to rank their **top five priorities** from a list of eight transportation issues. With the exception of aviation, all priorities were ranked within a few percentage points of each other.

This demonstrates Pennsylvania's challenge to **balance competing priorities** and **plan for diverse transportation needs**.

Other Priorities Shared

Survey participants also suggested their own transportation priorities:

- ✓ **Distracted Driving**
- ✓ **Smart Growth**
- ✓ **Stormwater Management**
- ✓ **Vehicle Cybersecurity**
- ✓ **Complete Streets**
- ✓ **Historic Preservation**

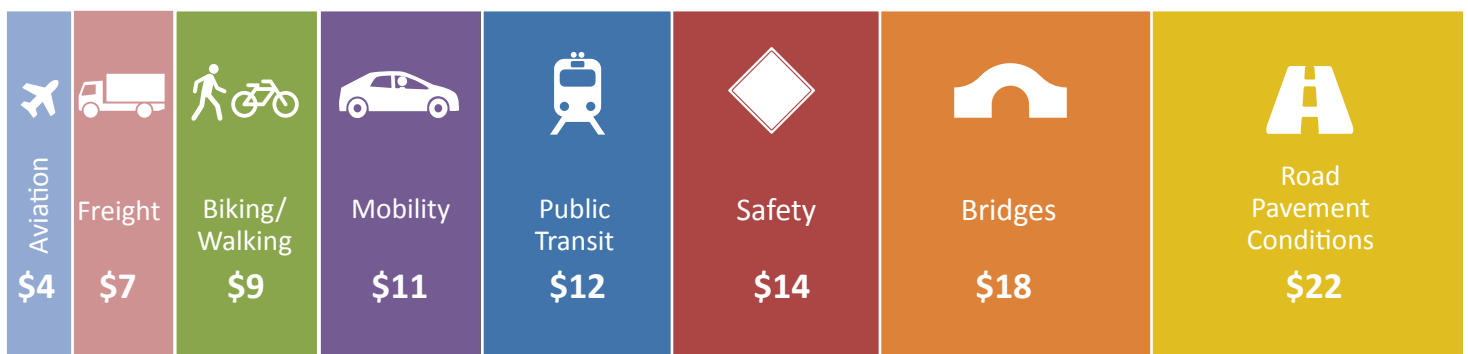


Weighted Value of
Ranked Priorities

Balancing Transportation Needs with Available Resources

Like any household budget, Pennsylvania is challenged with balancing transportation needs with available resources. Projects are prioritized based on needs and budgeted over time. Respondents budgeted dollars for investment similar to their priorities.

Investment Priorities Translated into Dollars


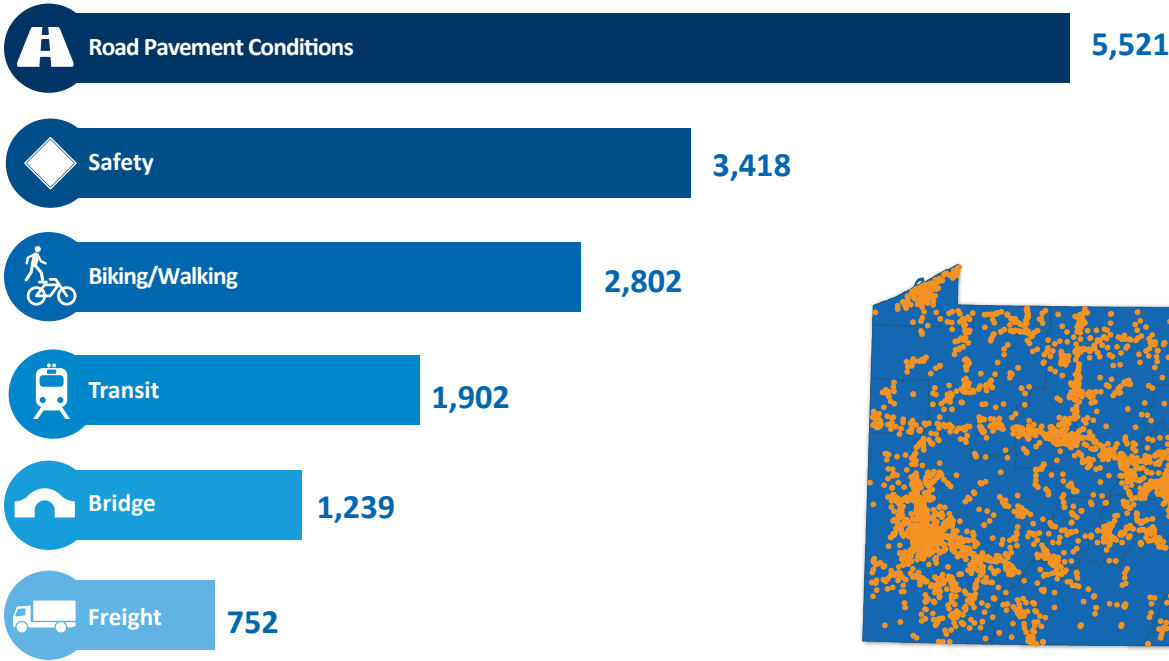


This chart shows how customers, on average, budgeted one-hundred dollars. Of the total, three dollars was not allocated.

Transportation Issues Identified Across Pennsylvania

Survey participants identified **15,634** transportation issues across Pennsylvania. On average, each survey respondent pinpointed four transportation issues. **Pavement conditions, safety,** and **biking and walking** were the most commonly identified issues. This aligns with participants’ priorities for investment.

Transportation Issues By the Numbers



Future Outlook: Safety Remains Our Top Priority



It is clear that transportation safety is a top priority for our customers. PennDOT supports this priority and budgeted **\$3.4 billion** on the 2015 Twelve Year Program for safety improvements.

Last year, Pennsylvania experienced a record **low in traffic fatalities** and is making progress towards the **ultimate goal of zero deaths** on roadways.

The Next Steps

Invite Input

STC Outreach
Public Survey
& Online Meeting
complete

April

May

Share Feedback

Compile feedback
and share with
Planning Partners
complete

June

July

Prioritize Projects

Incorporate public
feedback into regional
transportation plans

August

December

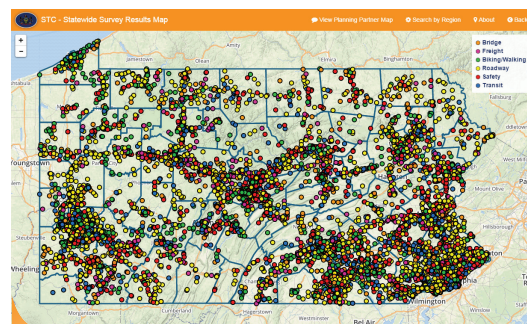
TYP

2015

2016

Find Your Region's Results

This factsheet provides an overview of the statewide and regional survey results. Visit the STC website at www.TalkPATransportation.com to take a closer look at the survey results for your region.



Explore the Map Online

Get Involved Locally

Thank you for your input and please continue to share your priorities for transportation investment.

Pennsylvania's 24 Planning Partners host public meetings and invite input on the development of regional transportation improvement plans. Visit the website to find your Planning Partner.



Office of the State Transportation Commission and Transportation Advisory Committee

P.O. Box 3633

Harrisburg, PA 17105-3633

Phone: 717-787-2913

Fax: 717-787-5247

Email: RA-PennDOTSTC@pa.gov