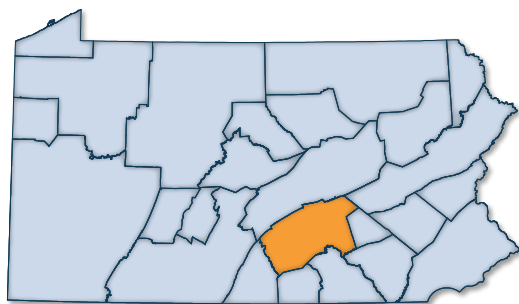


A Closer Look at Your Region



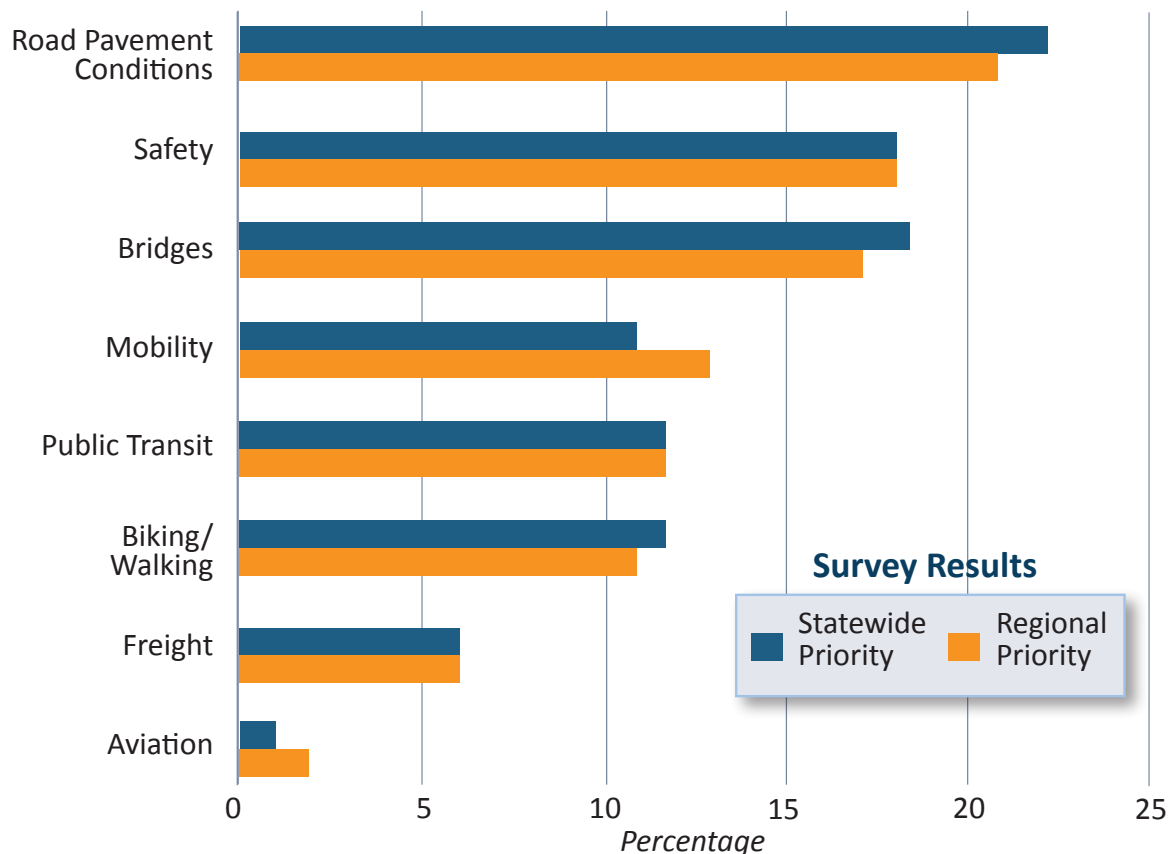
The State Transportation Commission kicked off their six-week open comment period on April 16, 2015 with an online public meeting and survey to invite public input into the Twelve Year Program update. Survey comments for each Planning Partner region were analyzed to understand regional priorities and transportation trends. This report shares the regional results.

Balancing Transportation Priorities and Investment

Participants were asked to rank their top five priorities from a list of eight transportation issues and budget investment for each priority. In general, customers' priorities aligned with investment in each category.



Survey Results: Statewide Priorities vs. Regional Priorities



About the Chart

This chart examines how survey respondents ranked transportation priorities. The top priorities for the statewide and regional level are compared. Survey respondent's location was determined by the location of the issues identified.



Transportation Issues Identified

Survey participants identified **1,387** transportation issues in the HATS MPO region. **Road pavement conditions, safety, and biking/walking** were the most commonly identified issues in the region.

Number of Issues Identified



445

Road
Pavement
Conditions



312

Safety



252

Biking/
Walking



192

Transit



113

Bridge



73

Freight

For More Information

Office of the State Transportation Commission

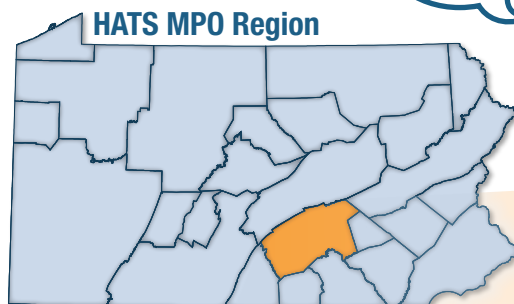
Mail: P.O. Box 3633

Harrisburg, PA 17105-3633

Phone: 717-787-2913 Fax: 717-787-5247

Email: RA-PennDOTSTC@pa.gov

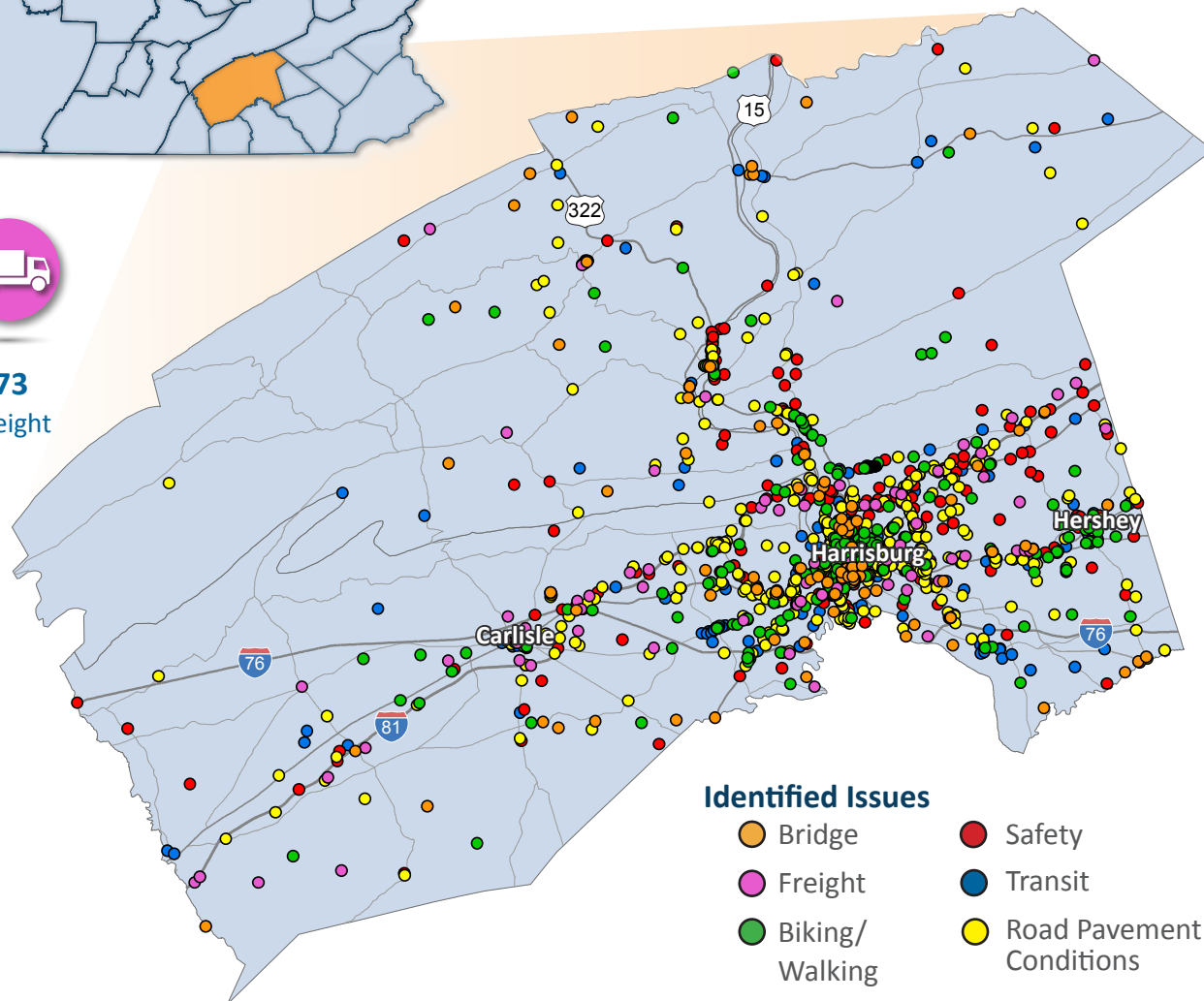
Online: www.TalkPATransportation.com



Comment on Biking and Walking

"The former Cumberland Valley Railroad bridge would make a fantastic bicycle and pedestrian connection across the Susquehanna River."

- Local Survey Participant



Identified Issues

Bridge

Freight

Biking/
Walking

Safety

Transit

Road Pavement
Conditions