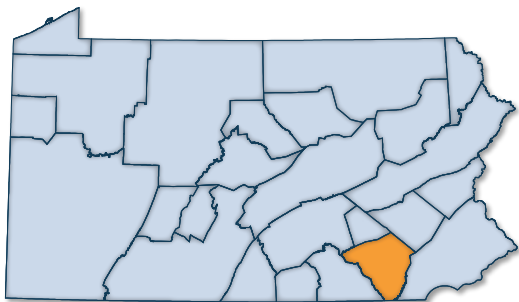


A Closer Look at Your Region



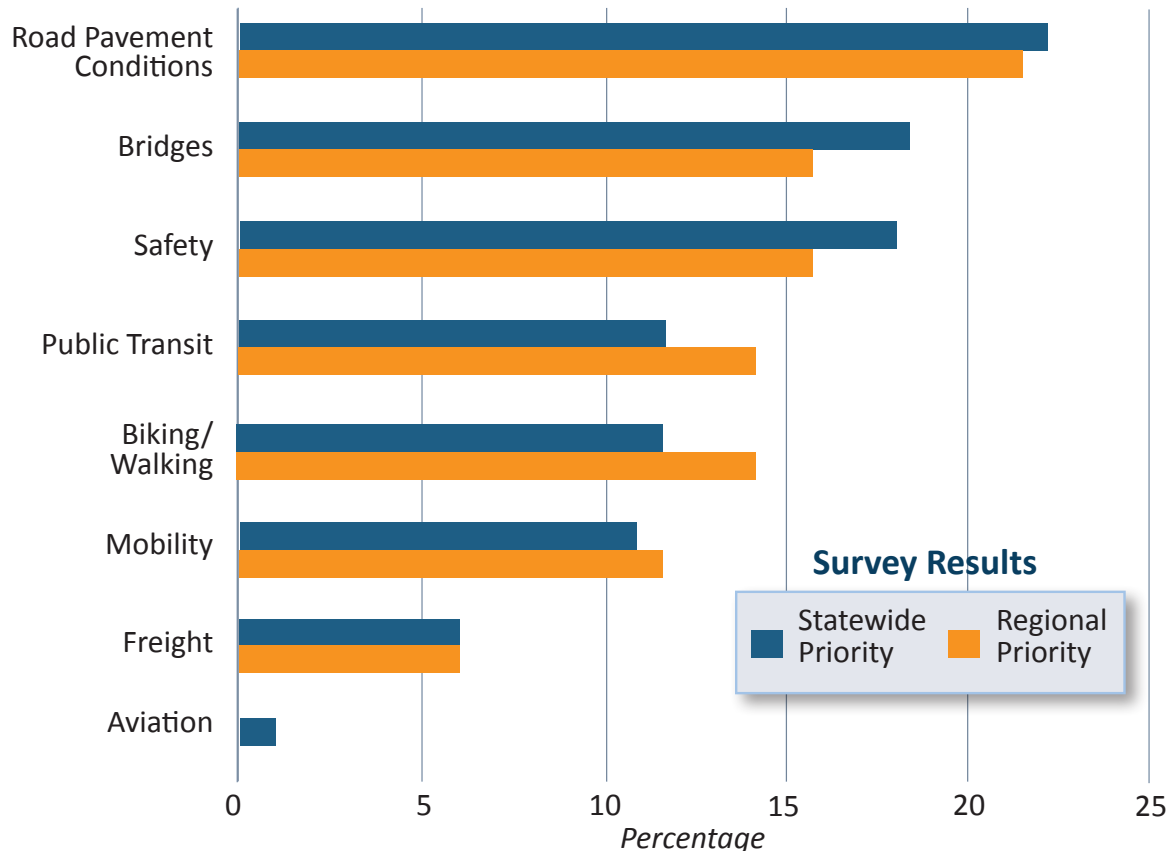
The State Transportation Commission kicked off their six-week open comment period on April 16, 2015 with an online public meeting and survey to invite public input into the Twelve Year Program update. Survey comments for each Planning Partner region were analyzed to understand regional priorities and transportation trends. This report shares the regional results.

Balancing Transportation Priorities and Investment

Participants were asked to rank their top five priorities from a list of eight transportation issues and budget investment for each priority. In general, customers' priorities aligned with investment in each category.



Survey Results: Statewide Priorities vs. Regional Priorities



About the Chart

This chart examines how survey respondents ranked transportation priorities. The top priorities for the statewide and regional level are compared. Survey respondent's location was determined by the location of the issues identified.



Transportation Issues Identified

Survey participants identified **1,013** transportation issues in the Lancaster MPO region. **Road pavement conditions, biking/walking, and safety** were the most commonly identified issues in the region.

Number of Issues Identified



303
Road
Pavement
Conditions



234
Biking/
Walking



227
Safety



133
Transit



69
Bridge



47
Freight

For More Information

Office of the State Transportation Commission

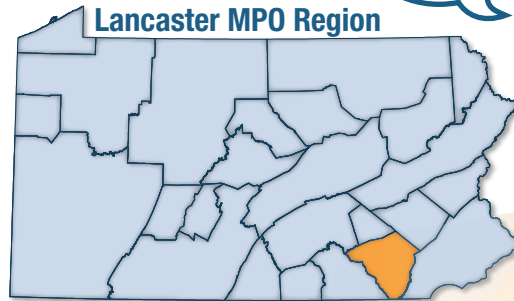
Mail: P.O. Box 3633

Harrisburg, PA 17105-3633

Phone: 717-787-2913 Fax: 717-787-5247

Email: RA-PennDOTSTC@pa.gov

Online: www.TalkPATransportation.com



Comment on Safety

"Traffic signals are not linked, traffic is backed up on the bridge [Plaza Blvd.], and motorists often block at the traffic light, those wanting to travel towards Manheim Pike."

- Local Survey Participant

