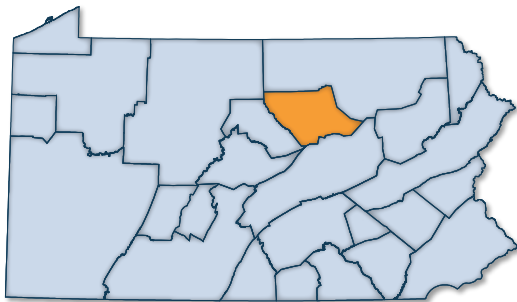


A Closer Look at Your Region



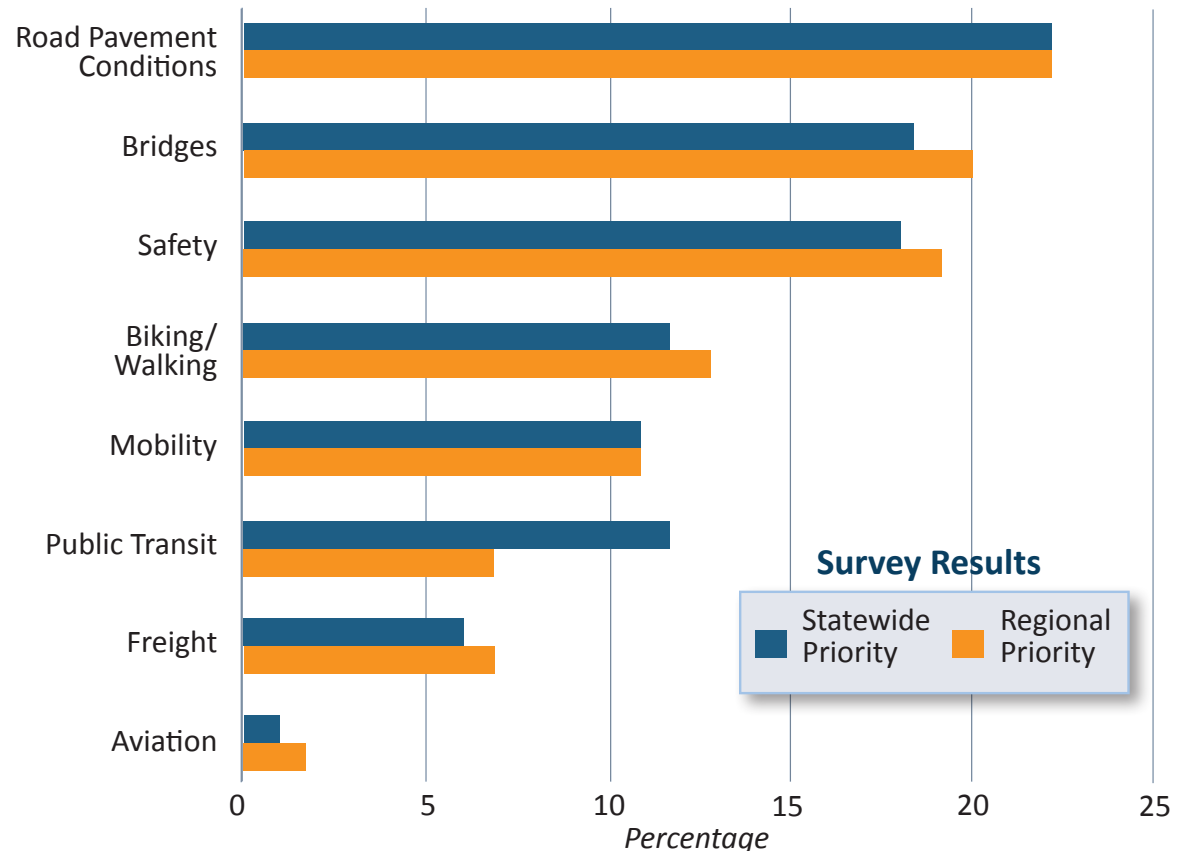
The State Transportation Commission kicked off their six-week open comment period on April 16, 2015 with an online public meeting and survey to invite public input into the Twelve Year Program update. Survey comments for each Planning Partner region were analyzed to understand regional priorities and transportation trends. This report shares the regional results.

Balancing Transportation Priorities and Investment

Participants were asked to rank their top five priorities from a list of eight transportation issues and budget investment for each priority. In general, customers' priorities aligned with investment in each category.



Survey Results: Statewide Priorities vs. Regional Priorities



About the Chart

This chart examines how survey respondents ranked transportation priorities. The top priorities for the statewide and regional level are compared. Survey respondent's location was determined by the location of the issues identified.



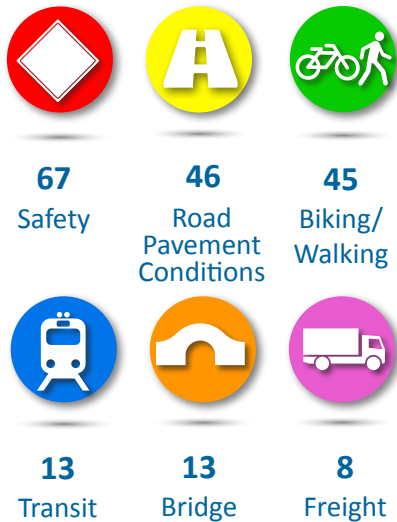
Twelve Year Program Update - Survey Results by Region

WILLIAMSPORT AREA TRANSPORTATION STUDY (WATS)

Transportation Issues Identified

Survey participants identified **192** transportation issues in the WATS region. **Safety, road pavement conditions** and **biking/walking** were the most commonly identified issues in the region.

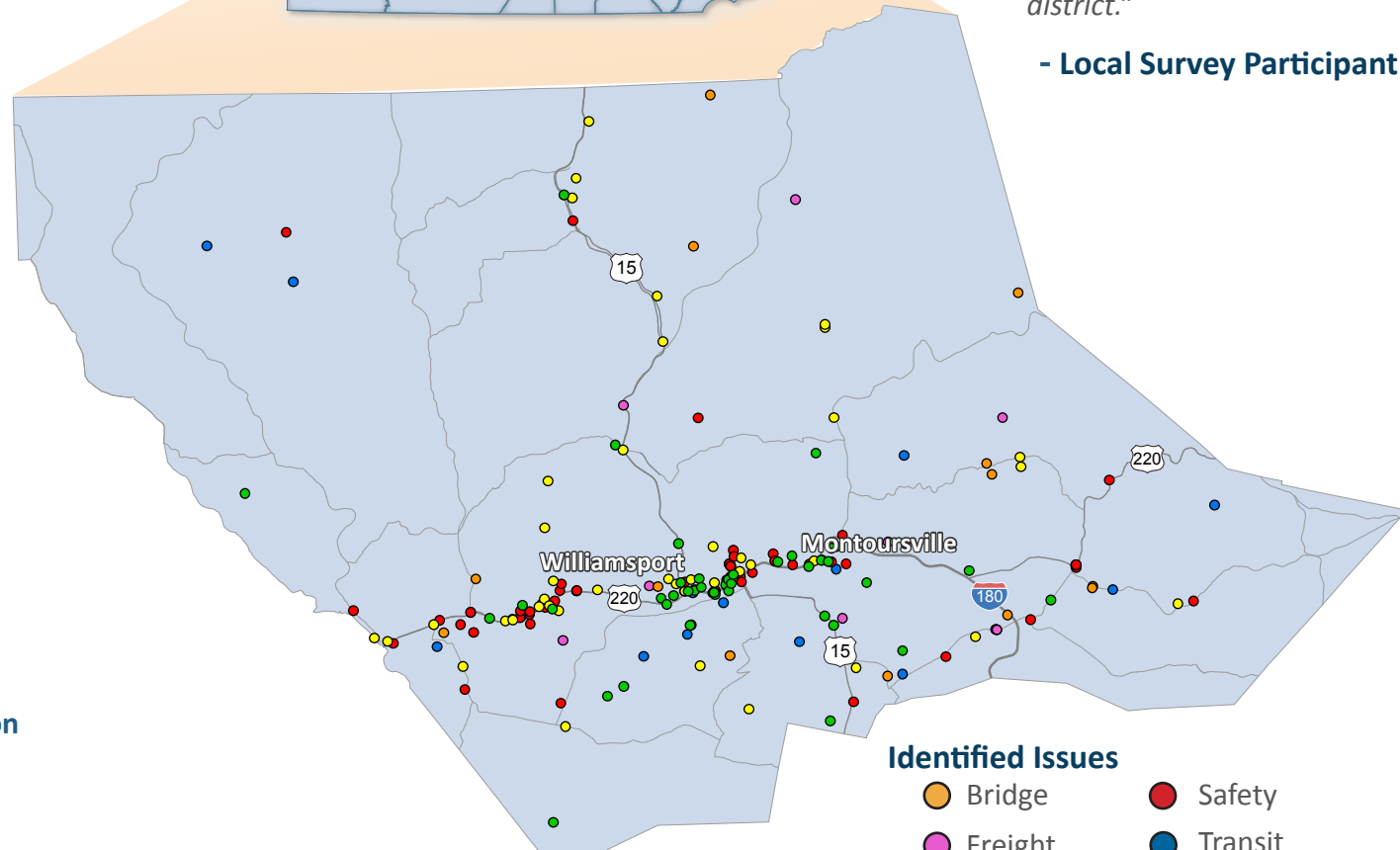
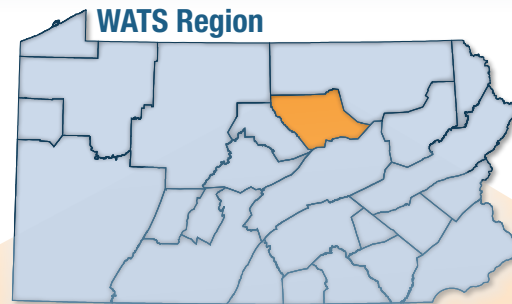
Number of Issues Identified



For More Information

Office of the State Transportation Commission

Mail: P.O. Box 3633
Harrisburg, PA 17105-3633
Phone: 717-787-2913 Fax: 717-787-5247
Email: RA-PennDOTSTC@pa.gov
Online: www.TalkPATransportation.com



Comment on Safety

"Traffic calming and speed limit enforcement needed for downtown Montoursville business district."

- Local Survey Participant

Identified Issues

